

all dimensions in mm

Component list

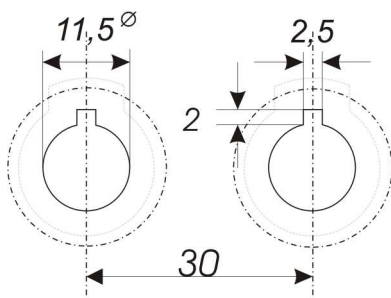
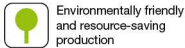
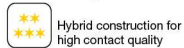
1	Base element, PA	1
2	Signal conductor, Ag Fine silver	1
3	Pressure nut, PC	1
4	Marking ring, PA	1
5	Indicator, retaining element PC	1
6	Damping unit, TPE	1
7	Pressure ring, PC	1
8	Counter nut, PA	1
9	Double Step washer, PA	1
10	Covering ring, PC	1

Extent of delivery 1 – 10 mounted

Revision date 30.05.2013

¹⁾ LOCTITE is a registered trademark of Henkel • WBT and nextgen are registered trade Marks of WBT Germany

WBT - nextgen™



Mounting suggestion or
hint: impact sound interrupter WBT-0718



IEC, EN and RoHS compliant
UL – style: V1

nextgen™ Pole Terminal WBT-0708

(EP 1 470 620, Pat. pend.102011007940)

Pole terminal for cabinet wall mounting, *plug - / solderversion*

1. Mechanics

- One piece, low tolerance contact element
- Fully insulated construction
- Indication of fastening power (torque control)
- Locking feature for contact pressure
- Vibration control, electrical and mechanical by functional materials

2. Materials

- Signal conductor (2) fine silver
- Base element (1) PA
- Counter nut (8) PA
- Marking ring (4) and double step washer (9) PA
- Damping ring (6) TPE
- Indicator / retaining (5), pressure ring (7) PC
- Pressure nut (3) and covering ring (10) PC

3. Surfaces

- Signal conductor: passivated, Ni-free, non ferromagnetic

4. Operating characteristics (reliably observed after more than $>10^3$ connection / disconnections)

- Permanent current $I_D \geq 30$ A
- Peak current $I_S \geq 200$ A
- Transition resistance $R_{Dag} < 0,1$ mOhm (measured with spade connection)
- Contact resistance $R_{DAg} < 0,14$ mOhm (measured with spade connection)
- Insulation resistance $R_{iso} > 10^{10}$ Ohm (500V)

5. Connection options

- solder (optimal for cable up to $4 \text{ mm}^2 / 11$ AWG)
- plug (for 6.3 mm flat push-on shoe)

6. Mounting

- chassis drill hole $\varnothing 11.5^{+0.2}$ mm with slot 2.5×2 mm for twist prevention (see left → drilling scheme)
- for wall thickness from 0.9 to 10.0 mm, with puzzle plate WBT-9410 from 0.9 to 8.0 mm
- recommended distance between two terminal centres: 30 mm
- recommended tightening torque for the counter nut (8): 2.1 Nm
- recommended fluid nut lock for the counter nut (8): LOCTITE 480 ¹⁾

7. Mounting suggestion

- impact sound interrupter WBT-0718,
- cabinet wiring with nextgen™ female blade connector WBT-0650/-0655, 30 A with contact retaining and vibration damping